

THE NEXT GENERATION OF MOTION SENSOR LIGHTING



Patent Pending

NYTEWATCH™

Architectural Low-Glare Motion Sensor

- Architectural Dayform Appearance
- Reduced Glare Operation
- Meets Dark Sky Requirements
- State of the Art Sensor Technology
- Nyte-Glow Setting for Safety
- Wall or Soffit Installation



Stonco

CONTRACTOR-FRIENDLY LIGHTING SOLUTIONS



NYTEWATCH™

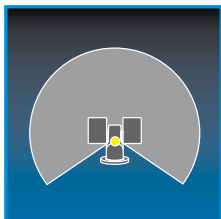
Architectural Low-Glare Motion Sensor



A New Dawn for Motion Sensor Security Lighting

The **NyteWatch™** is the next generation of motion sensing security lighting that combines precise motion sensitivity with reduced glare operation. This is not just a re-engineered fixture but rather a completely new direction in security lighting technology. Everything from its computer-designed optics and dayform appearance to the refined sensor electronics, the **NyteWatch** is your best choice for motion sensor lighting!

Advanced Sensor Technology Provides an Impenetrable Security Zone



240° horizontal detection



70° vertical detection

State-of-the-art sensor technology provides a wide angle of detection plus anti-sneak-by optics for your safety. Smart features include an integral photo control that optimizes performance regardless of ambient temperatures. And the exclusive Nyte-Glow™ dimming feature provides constant 30% ambient lighting before switching to full power when motion is detected.


Cut-off Optics Greatly Reduce Unwanted Glare

The computer-designed reflector system outperforms dual-paraholder fixtures because it places light where it's needed. Its special cut-off optics greatly reduce glare, the most common annoyance with motion sensor lighting. The **NyteWatch** also meets Dark Sky requirements and is environmentally friendly because it greatly reduces surrounding light pollution. The NBA model with adjustable heads can be set at 0° for cut-off lighting or up to 30° for forward-throw applications.

NyteWatch™ Features

Luminaire Details

- Durable die-cast aluminum housing
- Adjustable optics (NBA model only; NBC model fixed at 0° cutoff)
- Clear tempered glass lenses
- (2) 150w halogen lamps
- Unique swivel design allows for simple mounting to walls and soffits



Sensor Details

- Anti sneak-by optics
- Precision-molded lens
- Built-in automatic sensitivity control keeps sensor at optimum performance regardless of ambient temperature

Contractor-Friendly Features




- UL-Approved splice box for safe and reliable operation
- Mounts easily to walls or soffits for the ultimate in mounting flexibility
- Universal mounting plate adapts easily to a wide variety of recessed and surface junction boxes
- Bubble level for accurate installation




Don't Be Blinded by the Competition

Outperforms conventional PAR systems with Precision Low-Glare Optics



With conventional PAR systems, there is little control over light output, obtrusive glare and a less than pleasant appearance



NyteWatch™ offers precision lighting control, Dark Sky compliance and an attractive, architectural appearance

NyteWatch™ Specifications

Luminaire Specifications

- Colors: black or white
- Lamping: (2) 150w quartz halogen (included)
- Built-in electronic circuit under-drives lamps, tripling lamp life
- Mounting: For wall or soffit mounting to recessed and surface junction boxes, round boxes and single gang FX boxes (includes mounting hardware)
- Aiming: NBA Models adjust from 0°-30°; NBC Models are fixed at 0°



NBA2150WHT

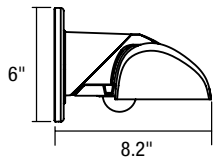
Sensor Specifications

- 240° horizontal vision plane
- 70° vertical vision plane
- Built-in photo control with ON/OFF switch
- 10-second through 15-minute time delay control
- Surge protector
- Automatic sensitivity adjustment
- Nyte-Glow™ setting dims light to low output for dusk-to-dawn operation

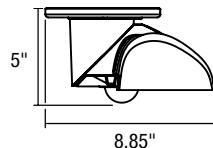


NBA2150BLK

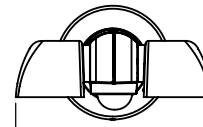
Dimensions



Wall-Mount Configuration



Soffit-Mount Configuration



10.4"

Ordering Information

Example: NBA2150BLK

Series	No. of Lamps	Wattage	Color
NBA	2	150	BLK
Adjustable			WHT
NBC	2	150	BLK
Fixed			WHT



a GENLYTE company

2345 Vauxhall Road Union, NJ 07083
1-800-334-2212